



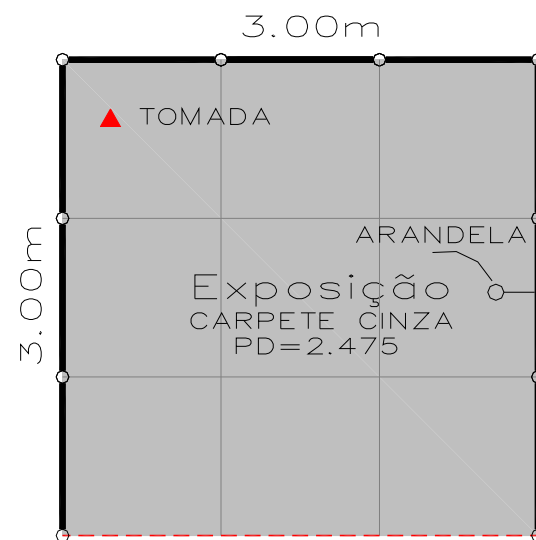
MONTAGEM BÁSICA



PERSPECTIVA



ELEVAÇÃO



PLANTA
ESC. 1/50

PLANTA

20 a 24/08/08
PORTO ALEGRE

REVISÕES

0 01/04 DC*

FOLHA 01 / 01